

SHIVALIK PUBLIC SCHOOL
SEC-78, MOHALI



Holidays Homework
Class – K.G.
Session: 2024-25



It's Summertime, and
School vacation has begun.
It's time for children to play and
have fun in the Sun.



The Month of May has brought long, hot days, and now we have our summer holidays..

Summer holidays mean no school, waking up late with no set rules,
little homework that's easy to do, less studying and lots of fun.

Playing, talking & watching cartoons -the fun continues till the end of June.

This beautiful time comes once a year,
summer holidays are the best days ever..



Dear Students,

There is a more you can do to make your vacation more interesting
meaningful and full of fun while still doing all your favourite things.

Here is a 'Summer Vacation Activity Box' just for you. So get ready for
your treasure hunt, with the help of your parents.



SUBJECT- ENGLISH

- Write Capital and Small letter (Aa to Zz) in your notebook.
- Learn story “ Importance of Food” given in May planner.

SUBJECT- HINDI

- अपनी उत्तर पुस्तिका में अ-ए, दो बार लिखें।

कविता और कहानियों का अभ्यास करें और याद करें ।

- स्वर गीत page no.10-11
- अजगर और अक्लमंद बच्चे (page no.18)
- आसमान गिर पड़ा (page no. 20)
- उल्लू की उल्टी पुल्टी खिचड़ी (page no.24)
- ऊंट के ऊन के मोजे (page no.26)

SUBJECT- MATHS

- Write number name (1 to 10), one time in notebook and learn it.
- Write backward counting (10 to 1) , one time in notebook.
- Do pg. no.- 22, 23 in maths book.

SUBJECT- EVS

- Do page no. 18, 20 in EVS book.
- Learn the oral assignments which has been already shared.

Make your ward involve in life skills activities and help them to grow .

1. Help your mother in folding clothes.
2. Arrange your things on the right place.
3. Watering the plants daily.
4. Do yoga with your brother & sister on International Yoga Day i.e. 21st June'24.

Encourage your child to converse in English at home, using simple sentences.

1. It is too hot today/it is too sticky.
2. Mom I am tired.
3. Please change my clothes.
4. May I go to play?
5. Let me watch cartoons.
6. Let's go out.
7. When will papa come?
8. I am hungry / thirsty.
9. Please pass me the vegetable.
10. Please clean my face.



Creative Artist Work.

1. To celebrate the **WORLD ENVIRONMENT DAY ON 5th June**. Plant a sapling with help of your parents and take beautiful pics.
2. Make a **card** for your father on **Father's Day** i.e 16th June, 24.
3. Make a birdfeeder with a tetra pack (as shown in the picture) & keep it in your balcony or terrace.
4. Make any one animal mask and learn 5-6 lines for upcoming activity "Show and Tell".



Dear Parents,

Kindly help in the following Craft activities to enhance the creative skills of your ward.

- **Draw and paste objects to make a collage using different shapes and seasons given below: (Use white colour A3 size for this activity).**

Roll No: 1 to 7 (Summer Season)

Roll No: 8 to 13 (Spring Season)

Roll No: 14 to 20 (Rainy Season)

Roll No: 21 to 27 (Winter Season)

Roll No: 28 to 35 (Autumn Season)


Class – U.K.G

Name:- _____

English Worksheet

Date:- _____

Q1. Make two letter words with the help of given letters and write them
in the box.



Look at the first letter and write A or An.

Articles

a or an



___ book



___ ant



___ cat



___ apple



___ bow



___ girl



___ elephant



___ igloo



___ eye



___ kite



___ egg



___ octopus



What comes Before, After and Between

After

12	
19	
8	
2	
10	
15	
14	
5	
7	
17	





Before

	2
	5
	10
	13
	17
	6
	10
	15
	20
	12

Between

2		4
6		8
9		11
18		20
13		15
17		19
1		3
10		12
14		16
19		21

चित्र को देखो और पहला अक्षर लिखो



ROOMS IN THE HOUSE



- WHERE IS MUM? SHE IS IN THE _____
- WHERE IS BROTHER? HE IS IN THE _____
- WHERE IS DAD? HE IS IN THE _____
- WHERE IS SISTER? SHE IS IN THE _____
- WHERE IS BABY? HE IS IN THE _____
- WHERE IS GRANDMA? SHE IS IN THE _____
- WHERE IS GRANDPA? HE IS IN THE _____

Draw and colour any one favourite room which you like in your house in the space given below:



